



WHY ELEVATE PERSONALIZED | OUR INSPIRATION | OUR DESIGN SOLUTION



abrado

____ ELEVATE PERSONALIZED ____



WHY ELEVATE PERSONALIZED

EVOLUTION OF LIFTS
PERSONALIZED VS BOXES

OUR LIFTS HAVE COME A LONG WAY

Lifts story so-far

The ancient Greeks made first elevators, by using pulleys and winches

18th Century: 1853, Safety lift with Automatic doors

Evolution of lifts to residential and commercial complexes

Revolution of vertical growth of our cities

Mission Abrado

Mission elevate personalized since 2013

Serving celebrities discerning premium clientele


Sourcing the best from around the world for each installation

Built by young passionate team of technocrats with 90 years
plus of man-experience

Abrado Elevate Personalized

ELEVATE PERSONALIZED V/S BOXES

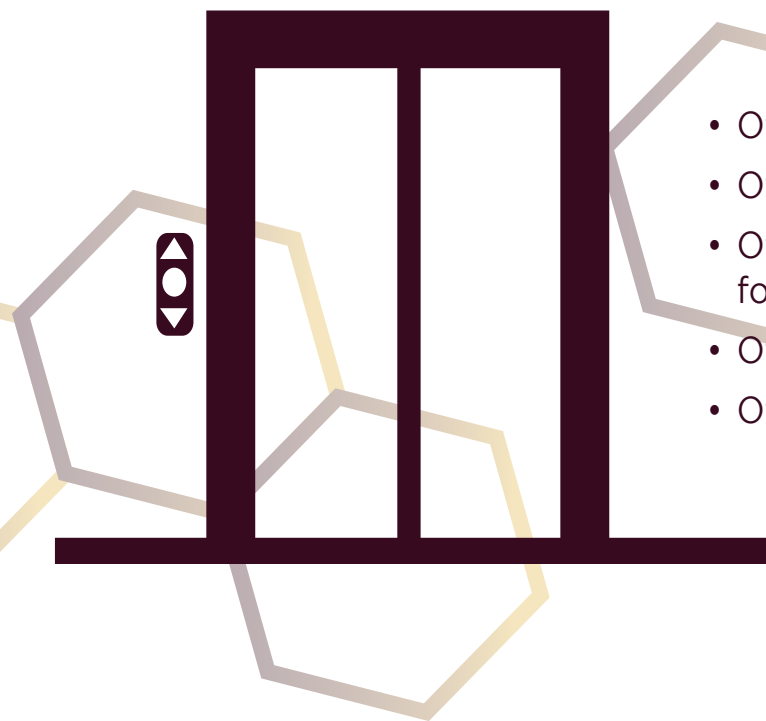
Elevate Personalized_____



- Custom made to the needs of our end-user
- Every living space is accounted for our elevator design
- Every living space is accounted for our elevator design
- Features built taking our customer needs
- Custom made warranty and maintenance solutions
- Components sourced from the best around the world for you



Lifts As Boxes_____



- Often forced in the spaces available
- Often compromising our living space
- Often loaded with features that may not be for our convenience
- Often with our safety compromised
- Often built, installed, and forgotten

OUR INSPIRATION

Humble Bee & Honey Combs

Who will be using

Living space available

What are their needs

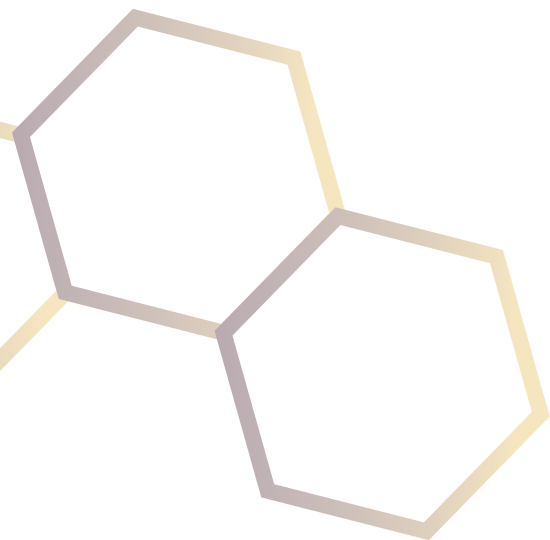
Custom made design




- Each one in our home young, old and child have different needs
- We visualize the need for today tomorrow and any eventualities in future
- Our years of experience helps you deliver the customized experience for you

NOT A BOX

CUSTOM
MADE FOR
‘YOU’



- 
- A cluster of overlapping hexagons in the top right corner, outlined in a light yellow and a muted purple color.
- Our home is not a box
 - It is filled with unique collection to make our life better
 - We visualize the need for today tomorrow and any eventualities in future
 - Our years of experience help us to deliver the personalized experience for you

NOT A BOX

PERSONALIZED
FOR YOUR
LIVING SPACE

A cluster of overlapping hexagons in the bottom right corner, outlined in a light yellow and a muted purple color.

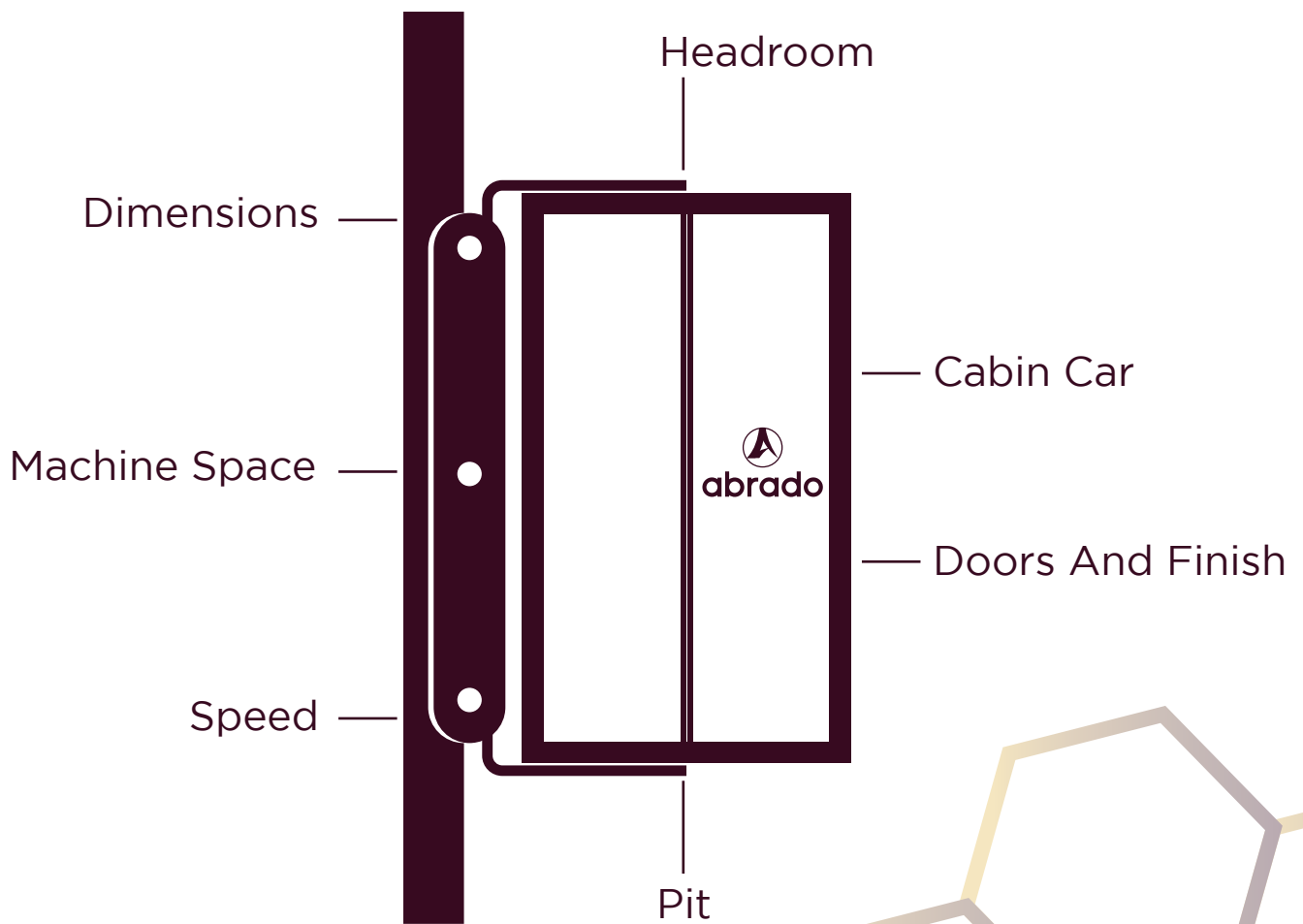
A photograph of a modern, glass-enclosed elevator shaft in a building atrium. The shaft is cylindrical with a curved glass facade and a metal railing at the top. The surrounding architecture features large glass panels and metal structural elements. In the foreground, there are green plants.

OUR DESIGN & IMPLEMENTATION

- Personalized Specs
- Built to Last
- Our Warranty to Life
- Personalized Elevators

EVERY SPEC PERSONALIZED FOR YOU

We Implement The Best Specs
To Meet Your Needs



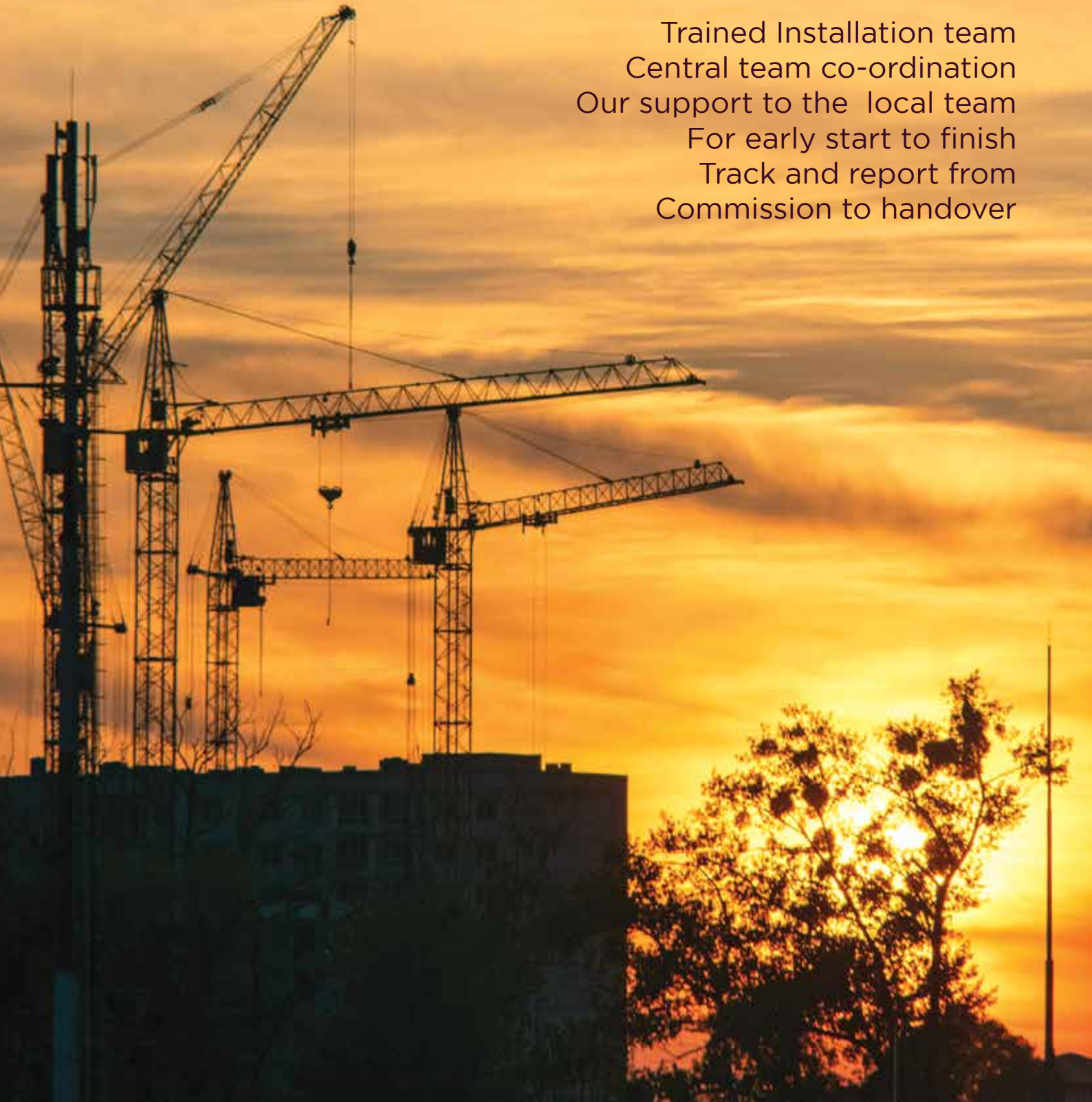
BEST FROM THE WORLD SOURCED FOR YOU



Best from Europe custom
made for you

BUILT TO LAST

Trained Installation team
Central team co-ordination
Our support to the local team
For early start to finish
Track and report from
Commission to handover





OUR WARRANTY

Hand over is the beginning of our journey together
Every elevator we have built is extended family of us
We stand foreseen and unforeseen

Conditions apply*

5 Easy Steps

Call
9892 311 119

Our proposal
to meet your
needs

A site visit
to confirm
the fit

Commissioning
to handover
track

Our
guarantee
of Quality*
for years to
come



abrado
Elevate
Personalized

PAT FROM OUR PATRONS

With Every Elevate Personalized
Our Family Has Extended Across India



Elevator in a spiral structure built for senior citizens within 60% of the required space. Running smoothly for more than 2 years



The required time for delivery is 12 weeks commissioned in 4 weeks



Lockdown support at Delhi, with a video call



One installation at a shopping center continues to be a star performer to drive new customers to us every year



PRODUCT RANGE



Platform Elevator



Capsule Elevator



Home Elevator



HOME ELEVATOR

Abrado's range of Home Elevators are highly customizable and scalable. These elevators are energy efficient and are specially built for installation in homes.

Optional Features:

- Handrail in car
- Mirror in car
- Mirror finish cabin panel
- Clear glass door with stainless steel borders



DIAMOND GLASS

SWING DOOR AND AUTO DOOR

- Luxurious features experience innovation at its best



KEY FEATURES OF ABRADO PERSONALIZED ELEVATORS

- Latest technology to suit your needs
- Central and telescopic openings
- Comfortable and safe
- Customised floor and wall textures

KEY FEATURES

Structure:

- Steel structure for indoor and outdoor use
- For New and existing buildings

Landing Doors:

- Power operated doors
- Manual doors

Available finishes – Polimod, Plastic Laminate, Plastic coated sheet (Skin plate), Stainless Steel, Panoramic glass or RAL painted.

Maximum shaft optimization and less fluid quantity is used. Quick and easy to install, thanks to its design

Elevator Car: Designed to fit into any furnishing type. Car wall panels are available in Skinplate, Plastic Laminate, or Stainless Steel. Car lighting is available with LED or Fluorescent Neon Tubes. Several ornamental solutions are possible. Very robust floor and roof.

Flexible Hose: Designed with Inner synthetic rubber coal, with one or two high resistance spirals. Outer layer of synthetic rubber provides excellent resistance.

Bio-degradable Ecological Fluid: It guarantees the best results and very high performances over the years. It has a very low freezing point.

Car Frame: Traction 2:1. Designed for any kind of building, thanks to the reduced pit (150 mm), ideal to transport passengers in single-family installations.

Elevator Car Doors: Available door types-Power operated Semi-automatic (bus door in the car and manual landing door). Without car door (with light curtain technology).

Control Panel: Easy to install, LED signal inputs and output Indicators-LCD display. Robust push-buttons. Diagnostic tools provided for installation, parameter settings, repair, and maintenance, allowing to find code errors. Furthermore, it supplies:

Emergency lowering device to the main floor in case of black-out.

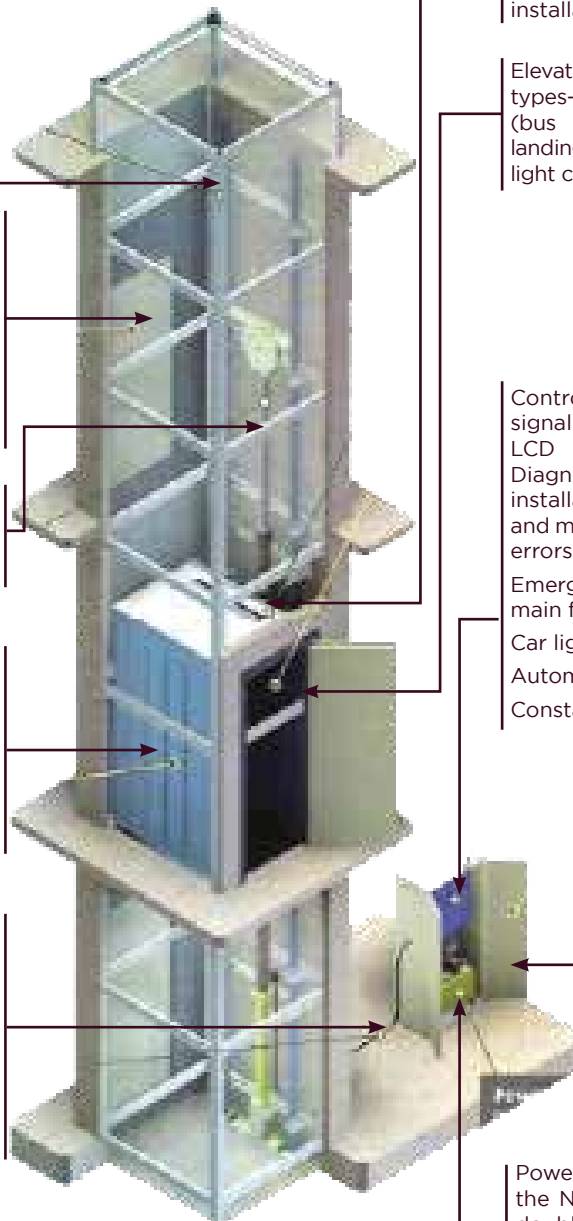
Car light timer.

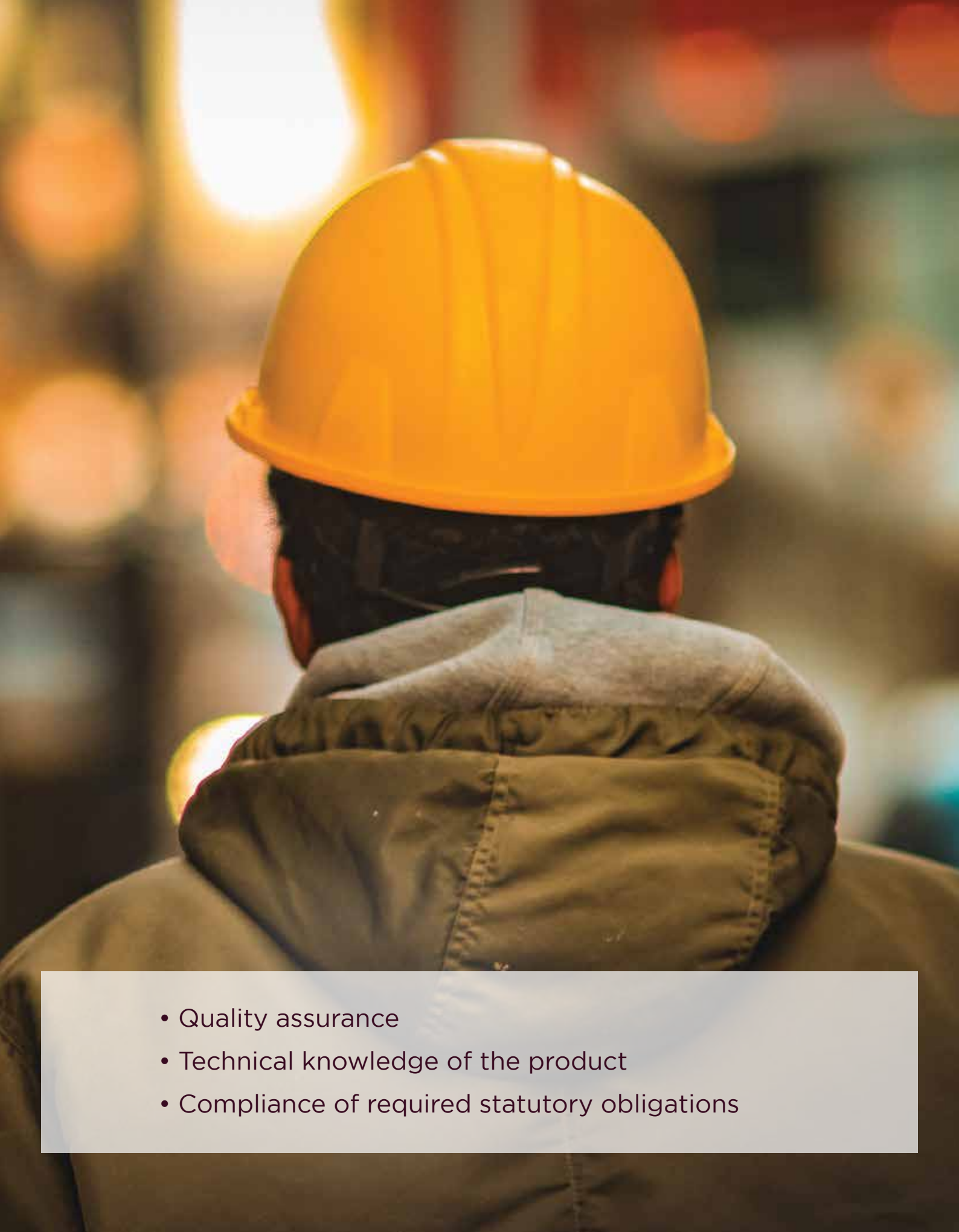
Automatic re-leveling.

Constant pressure controller.

Control Panel: Cabinet of reduced dimensions (1.5m high), that can be located anywhere at home within the radius of approximately 15.

Power Unit: The power unit includes the NGV valve block, incorporating a double safety feature as a standard. Very high comfort and very low consumption, thanks to its outer motor (DRY). The power unit is located in a machine room.





- Quality assurance
- Technical knowledge of the product
- Compliance of required statutory obligations



HIGHLIGHTS OF OUR SERVICES

- 365 days breakdown Service.
- 24 hours helpline for registering complaints.
- Special Emergency Service* for 24 hours. (Special Emergency service only in case of accident or person getting trapped in elevator).
- Specially designed yearly maintenance program for every kind of elevator that helps to keep the elevator in smooth and safe operating condition.
- Servicing as per the designed maintenance program by qualified and experienced technical maintenance staff.
- Computerized record maintenance of every breakdown request that allows us to figure out recurring faults - if any. Proactive measures are taken by experts in such special cases.
- Fully equipped material store with genuine spares and latest tools that facilitates prompt response to any breakdown request
- A team of technicians is provided with vehicles to ensure a speedy commute to the customer site.
- Most reasonable charges for a maintenance contract.
- Competent management and state-of-the-art technology for customers care and services.
- Personal attention by management to every elevator erected and maintained.

Conditions apply*



abrado

UPLIFT PERSONALIZED
THANK YOU

Call Us Now!



+91 9892 311 119



sales@abradogroup.com



www.abradogroup.com